

Hydrogen Water Ionizer Bottle  
Instruction Manual  
Model : SDF-7861

## GREETING

Thank you for shopping with sdyfu. This product is from the only official sdyfu brand on Amazon. We stand behind the quality of our products. You can register on our official web [www.yanranyl.com](http://www.yanranyl.com) with your personal information to get 1 year warranty.

Please pay careful attention to the installation and use of the product as described in this manual so as to prevent any malfunctions.

Please share your HAPPY EXPERIENCE & SUGGESTION on Amazon and contact us with your HAPPY EXPERIENCE & SUGGESTION via the email. We will provide the best thank-you product experience.

E-mail: [admin@yanranyl.com](mailto:admin@yanranyl.com)  
[www.yanranyl.com](http://www.yanranyl.com)

## TABLE OF CONTENTS

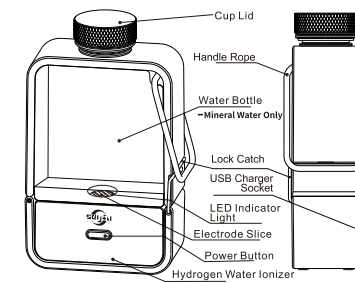
IMPORTANT SAFETY INSTRUCTIONS	1
ABOUT YOUR PRODUCT	2
ELECTRICAL PRINCIPLE DIAGRAM	2
WHAT IS HYDROGEN WATER	3
EFFECT AND CHARACTERISTIC	4
OPERATION INSTRUCTIONS	5
CAUTIONS	5
SPECIFICATIONS	7
CUSTOMER SERVICE AND OFFICIAL REGISTER	8

## IMPORTANT SAFETY INSTRUCTIONS


- Do not wash, rinse or immerse the ionizer into water. Do not place it in high humidity. Firmly close the charger port on ionizer when cleaning the bottle body. The ionizer is NOT WATERPROOF.
- Do not damage, modify, drag, twist or pull out the power cord by hard force. Do not put anything heavy on the cord and do not pinch the cord. It may cause malfunction to the product.
- Do not use this product near flammable substance (alcohol, petrol, nail polish remover and aerosol sprays, etc) to avoid explosion or fire.
- Stop using the bottle when it is damaged by hitting or dropping.
- Do not use steel wool or abrasive cleanser to clean the products in case of scratches.
- Do not operate the ionizer when it is charging.
- This appliance is not intended for those persons who are with reductively physical, heat sensory or mental capabilities, or lack of electrical appliance using experience and knowledge, unless they have been given supervision or instruction concerning use of the appliance by a responsible person for their safety. Children should be supervised to ensure that they do not play with the appliance. Keep the appliance and the attached products such as packing materials and plastic bag away from infants and children to avoid injuries and accidents.

01

## ABOUT YOUR PRODUCT



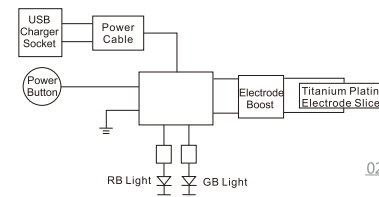
When the Hydrogen Water Ionizer and bottle are detached or fit together, please follow the steps as the direction shown in the picture.



(Top of Ionizer)(Bottom of Water Bottle)

When assembling the bottle, arrows A and B must be aligned and then screw clockwise (rightward) for tightening. And switch leftward to separate the bottle from the base.

## ELECTRICAL PRINCIPLE DIAGRAM



02

## WHAT IS HYDROGEN WATER

"Hydrogen Rich Water" or hydrogenated water contains active hydrogen ions that act as powerful antioxidants in your body. The ions help to eliminate oxygen free radicals that contribute to the improvement of illness and ultimately responsible for the aging process. Our body takes in the H<sub>2</sub> and convert it into hydrogen anions, H<sup>-</sup> or commonly termed as active hydrogen. Active Hydrogen is a powerful antioxidant as it is able to remove the active oxygen in our body that is known to be the cause of many types of chronic diseases. Molecular hydrogen also has anti-inflammatory effects besides its antioxidant properties. Inflammation is a silent killer that can cause many chronic diseases. Hydrogen has been found that it have anti-tumor effect either. Hydrogen rich water also called Water for Life, because it is good for our health.

Sdyfu Hydrogen Rich Water Ionizer Bottle utilizes a titanium platinum electrode to electrolyze 1000ppb high-concentrated hydrogen water, which is 2X volume greater than normal hydrogen water bottle and better effects.

This Hydrogen Rich Water Bottle adopts food-grade PC and BPA-free material, safer, healthier and more durable. Detachable ionizer can connect to mineral water bottle directly. Comes with a nice handle rope which is convenient and portable to carrying out. Just share healthy hydrogen water with your friends and family whenever and wherever.

03

## EFFECT AND CHARACTERISTIC

### 1. Good for your health

Hydrogen-rich water is a safe and natural energy drink that is beneficial in anti-aging, anti-inflammatory, detoxification, gastroenterological problems, diabetes (improves HbA1c levels), absorption of nutrients, improved metabolism, helping relieve fatigue, cancer, etc.

### 2. Patented Design

Achieved patents of both appearance and inner structures. Unique aluminum alloy cup lid adopts advanced waterproof and ventilate design to extend working life of the bottle.

### 3. Detachable Hydrogen Water Ionizer

Not only can electrolyze water in the original bottle, but also can connect to mineral water bottle directly. It is convenient to be carried out and share a healthy hydrogen water with friends and family.

### 4. Advanced Electrolysis Technology

6 minutes to generate 1000ppb high-concentrated hydrogen water.

### 5. High Quality Bottle

Adopted food-grade PC and BPA-free PETG TX1001 material, it will not release harmful chemical or smells to users and the environment.

### 6. Large-capacity battery

The build-in cobalt acid lithium battery is rechargeable. It can be used for 25-30 times electrolyzing (once per 6 minutes) after fully charged.

04

## 7. Intelligent Notice

Blue Indication Light: will turn on when the device on the working status and turn off when finished electrolyzing.

Red Indication Light: will flash when the ionizer is almost running out of the power. It will turn on when charging.

Red Indication Light: will turn off when fully charged.

## OPERATION INSTRUCTIONS

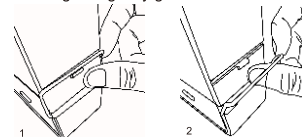
- Unscrew the cup lid and add suitable amount of mineral water into the transparent bottle.
- Press the power button **twice** on the base, the blue indication light will turn on.
- 1000 ppb of dissolved hydrogen will be produced in 6 minutes and the indication blue light will turn off automatically.
- The best time for drinking this hydrogen water is in half an hour.
- Just long press the power button if you want to stop electrolyzing the water or turn off the device.

## CAUTIONS

- For the first use, please rinse the water bottle with warm water, fully charged the ionizer for 2.5 hours. Electrolyze the water twice before first drinking.
- Keep 4-5cm away from water level to bottleneck (both original water bottle and mineral water bottle) for releasing air pressure. The ionizer can be connected to most common mineral water bottles (sized 30mm outer diameter).

05

- When you want to detach the ionizer, please use one finger to hold the place under the lock catch and use another finger to gently grab the buckle out.



- Make sure you add appropriate volume of water which temperature is between 41°F-120°F. Prevents from overflow and scald.
- Use mineral water only. Purified water and distilled water has poor conductivity, which is hard to electrolyze.
- The hydrogen concentration will decrease in half an hour after electrolyzing. For better effect, we recommend as below,
  - When using original water bottle, you can electrolyze the water again to increase the volume of hydrogen (unique cup lid for ventilation so it can be many times).
  - When using mineral water bottle, you can electrolyze the water ONCE to increase the volume of hydrogen (just ONCE in case of explosion by high pressure).
- The hydrogen concentration can reach 1400-1500ppb at most for 3 times continuously electrolyzing. Because it will stop increasing after reached a certain level.
- Do not use volatile, gasoline, metal wire and hard objects to clean the product, prevents from scratching.
- Please use soft sponge, cloth or soft brush to clean the hydrogen water ionizer and keep it dry after cleaning.
- Please use food grade citric acid to steep the electrode slice for cleaning if needed.
- After each electrolyze, there will leave a little bit of water on the electrode slice, which is a normal phenomenon. You can dry for storage or continue to use it.

06

## SPECIFICATIONS

PRODUCT SPECIFICATION	
Brand	
Name	Hydrogen Water Ionizer Bottle
Model	SDF-7861
Size	178 X 106 X 48mm
Capacity	350 ml
Power	5V 1A
Hydrogen Concentration	1000 ppb
Net Weight	410 g
Usage Temperature	5 - 50°C
PRODUCT TEXTURE	
Cup Lid	Food Grade PC + Aluminum Alloy
Cup	Food-Grade PETG TX1001
Ionizer	Food-Grade PETG TX1001
Electrode Slice	Titanium Platinum

07

## CUSTOMER SERVICE AND OFFICIAL REGISTER

- To get the latest Amazon coupon for your discount, you can contact us by E-mail and submit the order ID. Follow us to get the newest product information

[admin@yanranyl.com](mailto:admin@yanranyl.com)  
[www.yanranyl.com](http://www.yanranyl.com)

- You can register on our sdyfu official website with your personal information to get our newest product information and our product guarantee.

Web: [www.yanranyl.com](http://www.yanranyl.com)

- More product information sharing, please visit our homepage

[admin@yanranyl.com](mailto:admin@yanranyl.com)  
[www.yanranyl.com](http://www.yanranyl.com)

08